

Universal recessed luminaire - Silky matt MIRO® parabolic louvres - direct distribution

Sheet steel housing suitable for ceilings with visible T-rails, concealed symmetrical rail constructions and cut-out ceilings; Housing colour traffic white RAL 9016; Direct light distribution using reflectivity-enhanced MIRO® aluminium parabolic louvres, silk-matt anodised, for computer workstations, 65° < 1000 cd/m<sup>2</sup> omnidirectional glare reduction according to the current DIN EN 12464-1 standard, self-engaging, can be swung down on both sides; Electrical connection via 3-pole connection terminal with plug-in contacts.. UBB universal mounting brackets for concealed symmetrical rail constructions or recessed ceilings and SCT locking clips for ceilings with visible T rails: please order separately.

## CHARACTERISTICS

Order number	76620404160
EAN number	4020863312603
Commodity code	94051190
Certification mark	IP 20, Protection class I, VDU 65°<1000, ENEC10 VDE, F, Indoor, CE
Impact resistance (IK rating)	IK03
Ambient temperatur	ta 25°C
Warranty period	5 years
State funding programs	BEG - Federal funding for efficient buildings (valid only for Germany)

## ELECTRICAL ENGINEERING

Controller	Electronic driver (1 pcs.)
System output	21W
Mains voltage	230V/50Hz
Circuit breakers (inrush current)	10 pieces/B10, 16 pieces/B16, 16 pieces/C10, 26 pieces/C16
Energy efficiency class/light source	C

## LIGHTING TECHNOLOGY

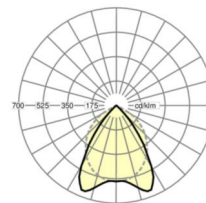
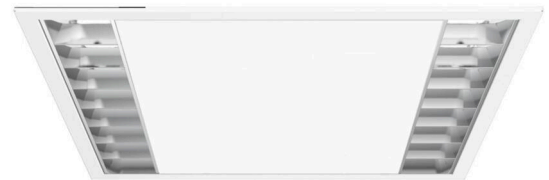
Placement	LED, Colour rendering/Light colour CRI ≥ 80 / 4000K
Colour tolerance (MacAdam)	3SDCM
Nominal luminous flux	3185lm
LED service life	50000h L80/B10 (Tq 25°C)
Luminaire luminous efficiency	151lm/W
UGR lat./long.	10.6 / 15.8

## MECHANICS

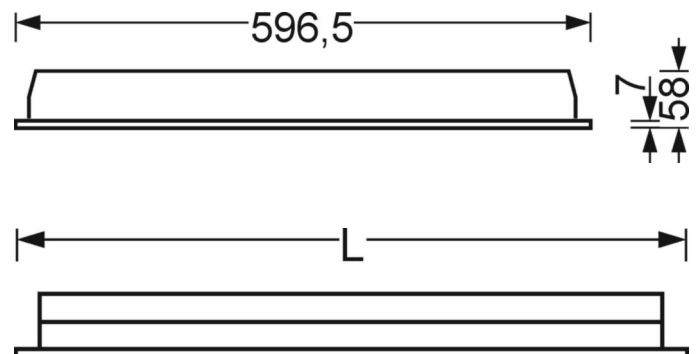
Housing colour	traffic white RAL 9016
Dimensions (LxWxH/DxH)	596.5mm x 596.5mm x 58mm
Depth	51mm
Ceiling system	Ceilings with visible T-rails [s-TS] (600x600 mm), Concealed symmetrical rail construction [VS] (600x600 mm), cut-out ceilings [AD]
Ceiling cut-out (LxW/D)	585mm x 585mm
Installation depth	120mm [AD]; 250mm [s-TS]; 140mm [s-TS] min; 120mm [VS]
Weight (net)	3.9kg
Type of installation	Recessed mounting, Ceiling installation individual mounting

## DEEP-LINK

<https://www.regiolum.de/en/article/76620404160>



Reference	LED 3200lm 840
ηLB	100 %
Φ ↓/↑	100 % / 0 %
UGR lat./long.	10.6 / 15.8
VDU	65° < 1000cd/m <sup>2</sup>



## Dimensions

<b>L</b>	596.5 mm	Length
<b>B</b>	596.5 mm	Width
<b>H</b>	58 mm	Height
<b>T</b>	51 mm	Depth
<b>DA(L)</b>	585 mm	Cutting dimension length
<b>DA(B)</b>	585 mm	Cutting dimension width
<b>Et(min)</b>	140 mm	Ceiling distance minimum - minimum dimension (visible T-rail)
<b>Et(AD)</b>	120 mm	Ceiling distance minimum (cut-out ceiling)
<b>Et(TS)</b>	250 mm	Ceiling distance minimum - recommended (visible T-rail)
<b>Et(VS)</b>	120 mm	Ceiling distance minimum (concealed symmetrical)
<b>MLTS1</b>	600 mm	Module dimension length (visible T-rail)
<b>MLTS_1/2</b>	600	Module dimension length (visible T-rail) 1/2
<b>MLVS</b>	600 mm	Module dimension length (concealed symmetrical)
<b>MBTS1</b>	600 mm	Module dimension width (visible T-rail)
<b>MBTS_1/2</b>	600	Module dimension width (visible T-rail) 1/2
<b>MBVS</b>	600 mm	Module dimension width (concealed symmetrical)